

## Holding of specified securities ( Statement Showing Shareholding Pattern )

1. Name of Listed Entity : INDIA MOTOR PARTS & ACCESSORIES LTD.
2. Scrip Code / Name of Scrip / Class of Security 590065 / IMPAL / EQUITY
3. Share Holding Pattern Filed under: Reg. 31(1)(a) / Reg. 31(1)(b) / Reg.31(1)(c)
  - a. If under 31(1)(b) then indicate the report for Quarter ending 31-Mar-2024
  - b. If under 31(1)(c) then indicate date of allotment/extinguishment 31-Mar-2024

## Declaration format need to displayed on NEAPS

Sr.No.	Particulars	Promoter & Promoter Group	Public	Non Promoter Non Public
		Yes/No	Yes/No	Yes/No
1	Whether the Listed Entity has issued any partly paid up shares?	NO	NO	NO
2	Whether the Listed Entity has issued any Convertible Securities or Warrants?	NO	NO	NO
3	Whether the Listed Entity has any shares against which depository receipts are issued?	NO	NO	NO
4	Whether the Listed Entity has any shares in locked-in?	NO	NO	NO
5	Whether any shares held by promoters are pledge or otherwise encumbered?	NO	NA	NA
6	Whether the Listed Entity has issued any Differential Voting Rights?	NO	NO	NO

5. The tabular format for disclosure of holding of specified securities is as follows:-



Table I

Table I - Summary Statement holding of specified securities

Category (I)	Category of Shareholder (II)	Nos. of Shareholders (III)	No. of fully paid up equity shares held (IV)	No. of Partly paid-up equity shares held (V)	No. of shares underlying Depository Receipts (VI)	Total nos. shares held (VII) = (IV)+(V)+ (VI)	Shareholding as a % of total no. of shares (calculated as per SCRR, 1957) (VIII) As a % of (A+B+C2)	Number of Voting Rights held in each class of securities (IX)			No. of Shares Underlying Outstanding convertible securities (including Warrants) (X)	Shareholding, as a % assuming full conversion of convertible securities (as a percentage of diluted share capital) (XI)= (VII)+(X) As a % of (A+B+C2)	Number of Locked in shares (XII)		Number of Shares pledged or otherwise encumbered (XIII)		Number of equity shares held in dematerialized form (XIV)	Sub-categorization of shares (XV)				
								No of Voting Rights					Total as a % of (A+B+C)	No.(a)	As a % of total Shares held (b)	No.(a)		As a % of total Shares held (b)	Shareholding (No. of shares) under	Sub category (i)	Sub category (ii)	Sub category (iii)
								Class eg: X	Class eg: Y	Total												
A.	PROMOTER & PROMOTER GROUP	33	3833168	0	0	3833168	30.71	3833168	0	3833168	30.71	0	0	0	0	0	0	0	0	0	0	
B.	PUBLIC	9670	8646832	0	0	8646832	69.29	8646832	0	8646832	69.29	0	0	0	0	0	0	0	0	0	0	
C.	NON PROMOTER-NON PUBLIC	0	0	0	0	0	0	0	0	0	0	0	0	0	0	0	0	0	0	0	0	
C1.	Custodian/DR Holder	0	0	0	0	0	0	0	0	0	0	0	0	0	0	0	0	0	0	0	0	
C2.	SHARES HELD BY EMPLOYEE TRUSTS	0	0	0	0	0	0	0	0	0	0	0	0	0	0	0	0	0	0	0	0	
	Total	9703	12480000	0	0	12480000	100	12480000	0	12480000	100	0	0	0	0	0	0	0	0	0	0	




Table II - Statement showing shareholding pattern of the Promoter and Promoter Group

1.	Category & Name of the Shareholders (I)	promoter OR promoter Group entity (except promoter)	Nos. of Shareholder (III)	No. of fully paid up equity shares held (IV)	Partly paid-up equity shares held (V)	No. of shares underlying Depository Receipts (VI)	Total nos. shares held (VII = IV + V + VI)	Shareholding % calculated as per SCRR, 1957 As a % of (A+B+C2) (VIII)	Number of Voting Rights held in each class of securities (IX)			No. of Shares Underlying Outstanding convertible securities (including Warrants) (X)	Shareholding, as a % assuming full conversion of convertible securities (as a percentage of diluted share capital) (XI) = (VII)+(X) as a % of A+B+C2	Number of Locked in shares (XII)		Number of Shares pledged or otherwise encumbered (XIII)		Number of equity shares held in dematerialized form (XIV)	
									No. of Voting Rights		Total as a % of Total Voting rights			No.(a)	As a % of total Shares held (b)	No.(a)	As a % of total Shares held (b)		
									Class X	Class Y									Total
<b>1. INDIAN</b>																			
<b>a. Individuals/Hindu undivided Family</b>			<b>22</b>	<b>856541</b>	<b>0</b>	<b>0</b>	<b>856541</b>	<b>6.86</b>	<b>856541</b>	<b>0</b>	<b>856541</b>	<b>6.86</b>	<b>0</b>	<b>0</b>	<b>0</b>	<b>0</b>	<b>0</b>	<b>0</b>	<b>856541</b>
	Names :																		
	VIJAYA RANGARAJAN	Promoter		141007	0		141007	1.13	141007	0	141007	1.13		0	0				141007
	SUMANTH RAMANUJAM	Prom.Grp.		92628	0		92628	0.74	92628	0	92628	0.74		0	0				92628
	HARSHA VIJI	Prom.Grp.		72117	0		72117	0.58	72117	0	72117	0.58		0	0				72117
	SRIRAM VIJI	Prom.Grp.		72117	0		72117	0.58	72117	0	72117	0.58		0	0				72117
	NIVEDITA RAM	Prom.Grp.		69771	0		69771	0.56	69771	0	69771	0.56		0	0				69771
	GITA RAM	Prom.Grp.		69144	0		69144	0.55	69144	0	69144	0.55		0	0				69144
	S. VIJI	Promoter		68346	0		68346	0.55	68346	0	68346	0.55		0	0				68346
	SRIKANTH RAMANUJAM	Prom.Grp.		67965	0		67965	0.54	67965	0	67965	0.54		0	0				67965
	CHITRA VIJI	Prom.Grp.		51756	0		51756	0.41	51756	0	51756	0.41		0	0				51756
	SRIVATS RAM	Prom.Grp.		43716	0		43716	0.35	43716	0	43716	0.35		0	0				43716
	S. RAM	Promoter		29850	0		29850	0.24	29850	0	29850	0.24		0	0				29850
	PREMA RAMNUJAM	Prom.Grp.		28626	0		28626	0.23	28626	0	28626	0.23		0	0				28626
	DAYA AMBIRAJAN	Prom.Grp.		17619	0		17619	0.14	17619	0	17619	0.14		0	0				17619
	ADITYA S RAMANUJAM	Prom.Grp.		6318	0		6318	0.05	6318	0	6318	0.05		0	0				6318
	RUPA SRIKANTH	Prom.Grp.		5400	0		5400	0.04	5400	0	5400	0.04		0	0				5400
	TARIKA RAM (MINOR)	Prom.Grp.		4588	0		4588	0.04	4588	0	4588	0.04		0	0				4588
	RANJAN AMBIRAJAN (MINOR)	Prom.Grp.		4587	0		4587	0.04	4587	0	4587	0.04		0	0				4587
	ARUNA SANKARANARAYANAN	Prom.Grp.		3738	0		3738	0.03	3738	0	3738	0.03		0	0				3738
	R. RAMANUJAM	Promoter		3516	0		3516	0.03	3516	0	3516	0.03		0	0				3516
	DEEPA RAMAPRASAD	Prom.Grp.		1800	0		1800	0.01	1800	0	1800	0.01		0	0				1800
	SANJANA TARA RAMANUJAM	Prom.Grp.		1200	0		1200	0.01	1200	0	1200	0.01		0	0				1200
	SRIVATS RAM (HUF)	Prom.Grp.		732	0		732	0.01	732	0	732	0.01		0	0				732
	S Viji (HUF)	Promoter		0	0		0	0	0	0	0	0		0	0				0
	S Ram (Trustee)	Prom.Grp.		0	0		0	0	0	0	0	0		0	0				0
<b>b. Central Government/ State Government(s)</b>			<b>0</b>	<b>0</b>	<b>0</b>	<b>0</b>	<b>0</b>	<b>0</b>	<b>0</b>	<b>0</b>	<b>0</b>	<b>0</b>	<b>0</b>	<b>0</b>	<b>0</b>	<b>0</b>	<b>0</b>	<b>0</b>	<b>0</b>
<b>c. Financial Institutions/ Banks</b>			<b>0</b>	<b>0</b>	<b>0</b>	<b>0</b>	<b>0</b>	<b>0</b>	<b>0</b>	<b>0</b>	<b>0</b>	<b>0</b>	<b>0</b>	<b>0</b>	<b>0</b>	<b>0</b>	<b>0</b>	<b>0</b>	<b>0</b>
<b>d. ANY OTHER</b>																			
	Bodies Corporate		<b>8</b>	<b>2900148</b>	<b>0</b>	<b>0</b>	<b>2900148</b>	<b>23.24</b>	<b>2900148</b>	<b>0</b>	<b>2900148</b>	<b>23.24</b>	<b>0</b>	<b>0</b>	<b>0</b>	<b>0</b>	<b>0</b>	<b>0</b>	<b>2900148</b>
	Names :																		
	T V SUNDARAM IYENGAR AND SONS PRIVATE LIMITED	Promoter		0	0		0	0	0	0	0	0		0	0				0
	TRICHUR SUNDARAM SANTHANAM & FAMILY PRIVATE LIMITED	Promoter		2729148	0		2729148	21.87	2729148	0	2729148	21.87		0	0				2729148
	SILVER OAK HOLDINGS PRIVATE LIMITED	Prom.Grp.		84000	0		84000	0.67	84000	0	84000	0.67		0	0				84000
	RAGHUVAMSA HOLDINGS PRIVATE LIMITED	Prom.Grp.		48000	0		48000	0.38	48000	0	48000	0.38		0	0				48000
	ALLEGRO HOLDINGS PRIVATE LIMITED	Prom.Grp.		12000	0		12000	0.1	12000	0	12000	0.1		0	0				12000
	PADMALAKSHMI HOLDINGS PRIVATE LIMITED	Prom.Grp.		9000	0		9000	0.07	9000	0	9000	0.07		0	0				9000
	MAHAM HOLDINGS PRIVATE LIMITED	Prom.Grp.		6000	0		6000	0.05	6000	0	6000	0.05		0	0				6000
	ROHINI HOLDINGS PRIVATE LIMITED	Prom.Grp.		6000	0		6000	0.05	6000	0	6000	0.05		0	0				6000
	REVATHI HOLDINGS PRIVATE LIMITED	Prom.Grp.		6000	0		6000	0.05	6000	0	6000	0.05		0	0				6000
	Sub-Total (A)(1)		<b>30</b>	<b>3756689</b>	<b>0</b>	<b>0</b>	<b>3756689</b>	<b>0</b>	<b>3756689</b>	<b>0</b>	<b>3756689</b>	<b>0</b>	<b>0</b>	<b>0</b>	<b>0</b>	<b>0</b>	<b>0</b>	<b>0</b>	<b>3756689</b>
<b>2. FOREIGN</b>																			
<b>a. Individuals (Non-Resident Individuals/Foreign Individuals)</b>			<b>3</b>	<b>76479</b>	<b>0</b>	<b>0</b>	<b>76479</b>	<b>0.61</b>	<b>76479</b>	<b>0</b>	<b>76479</b>	<b>0.61</b>	<b>0</b>	<b>0</b>	<b>0</b>	<b>0</b>	<b>0</b>	<b>0</b>	<b>76479</b>
	Names :																		
	ARJUN RANGARAJAN	Prom.Grp.		73311	0		73311	0.59	73311	0	73311	0.59		0	0				73311
	ANANTH RAMANUJAM	Prom.Grp.		1968	0		1968	0.02	1968	0	1968	0.02		0	0				1968
	TULSI S. RAMANUJAM	Prom.Grp.		1200	0		1200	0.01	1200	0	1200	0.01		0	0				1200
<b>b. Government</b>			<b>0</b>	<b>0</b>	<b>0</b>	<b>0</b>	<b>0</b>	<b>0</b>	<b>0</b>	<b>0</b>	<b>0</b>	<b>0</b>	<b>0</b>	<b>0</b>	<b>0</b>	<b>0</b>	<b>0</b>	<b>0</b>	<b>0</b>
<b>c. Institutions</b>			<b>0</b>	<b>0</b>	<b>0</b>	<b>0</b>	<b>0</b>	<b>0</b>	<b>0</b>	<b>0</b>	<b>0</b>	<b>0</b>	<b>0</b>	<b>0</b>	<b>0</b>	<b>0</b>	<b>0</b>	<b>0</b>	<b>0</b>
<b>d. Foreign Portfolio Investor</b>			<b>0</b>	<b>0</b>	<b>0</b>	<b>0</b>	<b>0</b>	<b>0</b>	<b>0</b>	<b>0</b>	<b>0</b>	<b>0</b>	<b>0</b>	<b>0</b>	<b>0</b>	<b>0</b>	<b>0</b>	<b>0</b>	<b>0</b>
<b>f. ANY OTHER</b>																			
<b>f. Chairman and Directors</b>			<b>0</b>	<b>0</b>	<b>0</b>	<b>0</b>	<b>0</b>	<b>0</b>	<b>0</b>	<b>0</b>	<b>0</b>	<b>0</b>	<b>0</b>	<b>0</b>	<b>0</b>	<b>0</b>	<b>0</b>	<b>0</b>	<b>0</b>
	Sub-Total (A)(2)		<b>3</b>	<b>76479</b>	<b>0</b>	<b>0</b>	<b>76479</b>	<b>0</b>	<b>76479</b>	<b>0</b>	<b>76479</b>	<b>0</b>	<b>0</b>	<b>0</b>	<b>0</b>	<b>0</b>	<b>0</b>	<b>0</b>	<b>76479</b>
	Total Shareholding of Promoter and Promoter Group (A)=(A)(1)+(A)(2)		<b>33</b>	<b>3833168</b>	<b>0</b>	<b>0</b>	<b>3833168</b>	<b>30.71</b>	<b>3833168</b>	<b>0</b>	<b>3833168</b>	<b>30.71</b>	<b>0</b>	<b>0</b>	<b>0</b>	<b>0</b>	<b>0</b>	<b>0</b>	<b>3833168</b>

Details of Shares which remain unclaimed may be given hear along with details such as number of shareholders, outstanding shares held in demat/unclaimed suspense account, voting rights which are frozen etc.




Table III - Statement showing shareholding pattern of the Public shareholder

Category & Name of the Shareholders (I)	Nos. of Shareholder (III)	No. of fully paid up equity shares held (IV)	Partly paid-up equity shares held (V)	No. of shares underlying Depository Receipts (VI)	Total nos. shares held (VII = IV + V + VI)	Shareholding % calculated as per SCRR, 1957 As a % of (A+B+C2) (VIII)	Number of Voting Rights table III held in each class of securities IX)				No. of Shares Underlying Outstanding convertible securities (including Warrants) (X)	Total Shareholding as a % assuming full conversion of convertible securities ( as a percentage of diluted share capital) (XI)	Number of Locked in shares (XII)		Number of Shares pledged or otherwise encumbered (XIII)		Number of equity shares held in dematerialized form (XIV)	Sub-categorization of shares (XV)			
							No of Voting Rights			Total as a % of Total Voting rights			No. (a)	As a % of total Shares held (b)	No. (a) (Not applicable)	As a % of total Shares held (Not applicable) (b)		Sub category (i)	Sub category (ii)	Sub category (iii)	
							Class X	Class Y	Total												
1. Institutions (Domestic)																					
a. Mutual Funds	0	0	0	0	0	0	0	0	0	0	0	0	0	0	0	0	0	0	0	0	0
b. Venture Capital Funds	0	0	0	0	0	0	0	0	0	0	0	0	0	0	0	0	0	0	0	0	0
c. Alternate Investment Funds	1	311043	0	0	311043	2.49	311043	0	311043	2.49	0	0	0	0	0	0	0	0	0	0	0
Names :																					
PARI WASHINGTON INVESTMENT FUND		311043	0	0	311043	2.49	311043	0	311043	2.49	0	0	0	0	0	0	0	0	0	0	0
d. Banks	0	0	0	0	0	0	0	0	0	0	0	0	0	0	0	0	0	0	0	0	0
e. Insurance Companies	0	0	0	0	0	0	0	0	0	0	0	0	0	0	0	0	0	0	0	0	0
f. Provident / Pension Funds	0	0	0	0	0	0	0	0	0	0	0	0	0	0	0	0	0	0	0	0	0
g. Asset Reconstruction Companies	0	0	0	0	0	0	0	0	0	0	0	0	0	0	0	0	0	0	0	0	0
h. Sovereign Wealth Funds	0	0	0	0	0	0	0	0	0	0	0	0	0	0	0	0	0	0	0	0	0
i. NBFCs registered with RBI	0	0	0	0	0	0	0	0	0	0	0	0	0	0	0	0	0	0	0	0	0
j. Other Financial Institutions	0	0	0	0	0	0	0	0	0	0	0	0	0	0	0	0	0	0	0	0	0
1. Any Other (specify)																					
Sub-Total (B)(1)	1	311043	0	0	311043	2.49	311043	0	311043	2.49	0	0	0	0	0	0	0	0	0	0	0
2. Institutions (Foreign)																					
2 a. Foreign Direct Investments	0	0	0	0	0	0	0	0	0	0	0	0	0	0	0	0	0	0	0	0	0
Foreign Venture Capital Investors	0	0	0	0	0	0	0	0	0	0	0	0	0	0	0	0	0	0	0	0	0
2 b. Sovereign Wealth Funds	0	0	0	0	0	0	0	0	0	0	0	0	0	0	0	0	0	0	0	0	0
2 c. Foreign Portfolio Investors Category - 1	3	1003768	0	0	1003768	8.04	1003768	0	1003768	8.04	0	0	0	0	0	0	0	0	0	0	0
Names :																					
PARI WASHINGTON INDIA MASTER FUND, LTD.		888667	0	0	888667	7.12	888667	0	888667	7.12	0	0	0	0	0	0	0	0	0	0	0
2 e. Foreign Portfolio Investors Category - 2	0	0	0	0	0	0	0	0	0	0	0	0	0	0	0	0	0	0	0	0	0
2 e. NRI - Repat-HUF	0	0	0	0	0	0	0	0	0	0	0	0	0	0	0	0	0	0	0	0	0
Overseas Depositories(holding DRs)(balancing figure)	0	0	0	0	0	0	0	0	0	0	0	0	0	0	0	0	0	0	0	0	0
2 f. ANY OTHER																					
Sub-Total (B)(2)	3	1003768	0	0	1003768	8.04	1003768	0	1003768	8.04	0	0	0	0	0	0	0	0	0	0	0
3. Central Government / State Government(s)																					
a. Central Government / President of India	0	0	0	0	0	0	0	0	0	0	0	0	0	0	0	0	0	0	0	0	0
b. State Government / Governor	0	0	0	0	0	0	0	0	0	0	0	0	0	0	0	0	0	0	0	0	0
Shareholding by Companies or Bodies Corporate where																					
c. Central / State Government is a promoter	0	0	0	0	0	0	0	0	0	0	0	0	0	0	0	0	0	0	0	0	0
Sub-Total (B)(3)	0	0	0	0	0	0	0	0	0	0	0	0	0	0	0	0	0	0	0	0	0
4. NON-INSTITUTIONS																					
a. Associate Companies / Subsidiaries	0	0	0	0	0	0	0	0	0	0	0	0	0	0	0	0	0	0	0	0	0
Directors and their relatives (excluding independent directors and nominee directors)	7	205839	0	0	205839	1.65	205839	0	205839	1.65	0	0	0	0	0	0	0	0	0	0	0
c. Key Managerial Personnel	1	3	0	0	3	0	3	0	3	0	0	0	0	0	0	0	0	0	0	0	0
Relatives of promoters (other than 'immediate relatives' of promoters disclosed under 'Promoter and Promoter Group' category)	0	0	0	0	0	0	0	0	0	0	0	0	0	0	0	0	0	0	0	0	0
Trusts where any person belonging to 'Promoter and Promoter Group' category is 'trustee', 'beneficiary', or 'author of the trust'	0	0	0	0	0	0	0	0	0	0	0	0	0	0	0	0	0	0	0	0	0
e. Investor Education and Protection Fund (IEPF)	1	92854	0	0	92854	0.74	92854	0	92854	0.74	0	0	0	0	0	0	0	0	0	0	0
f. Resident Individuals holding nominal share capital up to Rs. 2 lakhs	9049	3140270	0	0	3140270	25.16	3140270	0	3140270	25.16	0	0	0	0	0	0	0	0	0	0	0
ii. Resident Individuals holding nominal share capital in excess of Rs. 2 lakhs	28	921861	0	0	921861	7.39	921861	0	921861	7.39	0	0	0	0	0	0	0	0	0	0	0
i. Non Resident Indians (NRIs)	235	195568	0	0	195568	1.57	195568	0	195568	1.57	0	0	0	0	0	0	0	0	0	0	0
j. Foreign Nationals	0	0	0	0	0	0	0	0	0	0	0	0	0	0	0	0	0	0	0	0	0
k. Foreign Companies	0	0	0	0	0	0	0	0	0	0	0	0	0	0	0	0	0	0	0	0	0
l. Bodies Corporate	92	2649981	0	0	2649981	21.3	2649981	0	2649981	21.3	0	0	0	0	0	0	0	0	0	0	0
Names :																					
SUNDARAM FINANCE HOLDINGS LIMITED		2496033	0	0	2496033	20	2496033	0	2496033	20	0	0	0	0	0	0	0	0	0	0	0
m. ANY OTHER																					
Clearing Members	1	150	0	0	150	0	150	0	150	0	0	0	0	0	0	0	0	0	0	0	0
Foreign Portfolio Investor Category - 3	3	3690	0	0	3690	0.03	3690	0	3690	0.03	0	0	0	0	0	0	0	0	0	0	0
HINDU UNDIVIDED FAMILIES	248	121205	0	0	121205	0.97	121205	0	121205	0.97	0	0	0	0	0	0	0	0	0	0	0
TRUSTS	1	600	0	0	600	0	600	0	600	0	0	0	0	0	0	0	0	0	0	0	0
Sub-Total (B)(4)	9666	7332021	0	0	7332021	58.75	7332021	0	7332021	58.75	0	0	0	0	0	0	0	0	0	0	0
Total Public Shareholding (B)= (B)(1)+(B)(2)+(B)(3)+(B)(4)	9670	8646832	0	0	8646832	69.29	8646832	0	8646832	69.29	0	0	0	0	0	0	0	0	0	0	0

Details of the shareholders acting as persons in Concert including their Shareholding (No. and %):

Details of Shares which remain unclaimed may be given hear along with details such as number of shareholders, outstanding shares held in demat/unclaimed suspense account, voting rights which are frozen etc.




Table IV

Table IV - Statement showing shareholding pattern of the Non Promoter- Non Public shareholder

Category & Name of the Shareholders (I)	PAN (II)	Nos. of Shareholder (III)	No. of fully paid up equity shares held (IV)	Partly paid-up equity shares held (V)	No. of shares underlying Depository Receipts (VI)	Total nos. shares held (VII = IV + V + VI)	Shareholding % calculated as per SCRR, 1957 As a % of (A+B+C2) (VIII)	Number of Voting Rights held in each class of securities (IX)			No. of Shares Underlying Outstanding convertible securities (including Warrants) (X)	Total Shareholding as a % assuming full conversion of convertible securities (as a percentage of diluted share capital) (XI)	Number of Locked in shares (XII)		Number of Shares pledged or otherwise encumbered (XIII)		Number of equity shares held in dematerialized form (XIV) (Not applicable)
								No of Voting Rights		Total as a % of Total Voting rights			No. (a)	As a % of total Shares held (b)	No. (a) (Not applicable)	As a % of total Shares held (Not applicable) (b)	
								Class X	Class Y								
1. Custodian - ADRs		0	0	0	0	0	0	0	0	0	0	0	0	0	0	0	0
1. Custodian - GDRs		0	0	0	0	0	0	0	0	0	0	0	0	0	0	0	0
1. Custodian - Public		0	0	0	0	0	0	0	0	0	0	0	0	0	0	0	0
1. Custodian - SDRs		0	0	0	0	0	0	0	0	0	0	0	0	0	0	0	0
2. Employee Benefit Trust / Employee Welfare Trust under SEBI (Share Based Employee Benefits and Sweat Equity) Regulations, 2021		0	0	0	0	0	0	0	0	0	0	0	0	0	0	0	0
Total Non-Promoter- Non Public Shareholding (C)= (C)(1)+(C)(2)		0	0	0	0	0	0	0	0	0	0	0	0	0	0	0	0




Table V

Table V- Statement showing details of significant beneficial owners (SBOs)

Sr. No	Details of the SBO (I)			Details of the registered owner (II)			Details of holding/ exercise of right of the SBO in the reporting company, whether direct or indirect*: (III)		Date of creation / acquisition of significant beneficial interest# (IV)
	NAME	PAN / Passport No. in case of a foreign national	Nationality	NAME	PAN / Passport No. in case of a foreign national	Nationality	Whether by virtue of:		
1							Shares	%	
							Voting rights	%	
							Rights on distributable dividend or any other distribution	%	
							Exercise of control		
							Exercise of significant influence		
2							Shares	%	
							Voting rights	%	
							Rights on distributable dividend or any other distribution	%	
							Exercise of control		
							Exercise of significant influence		
3							Shares	%	
							Voting rights	%	
							Rights on distributable dividend or any other distribution	%	
							Exercise of control		
							Exercise of significant influence		



Table VI

Table VI - Statement showing foreign ownership limits		
Particulars	Board approved limits	Limits utilized
As on shareholding date	100	10.24
As on the end of previous 1st quarter	100	9.54
As on the end of previous 2nd quarter	100	9.52
As on the end of previous 3rd quarter	100	9.44
As on the end of previous 4th quarter	100	9.32

